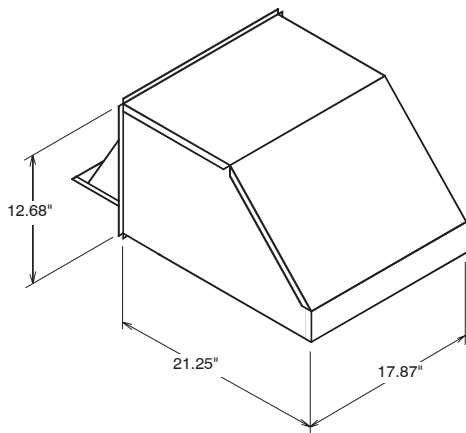
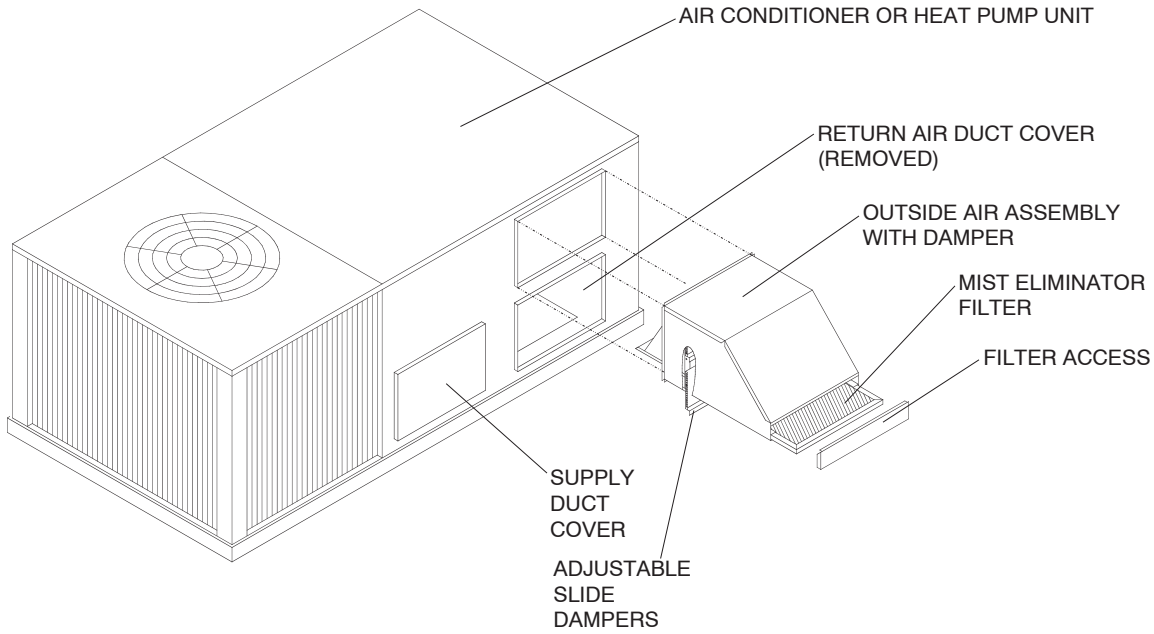


JOB NAME _____ LOCATION _____
 PURCHASER _____ ORDER NO. _____
 ENGINEER _____
 SUBMITTED TO _____ FOR: Reference Approval Construction
 SUBMITTED BY _____ DATE _____

UNIT DESIGNATION: Schedule No. _____ MODEL NO. _____

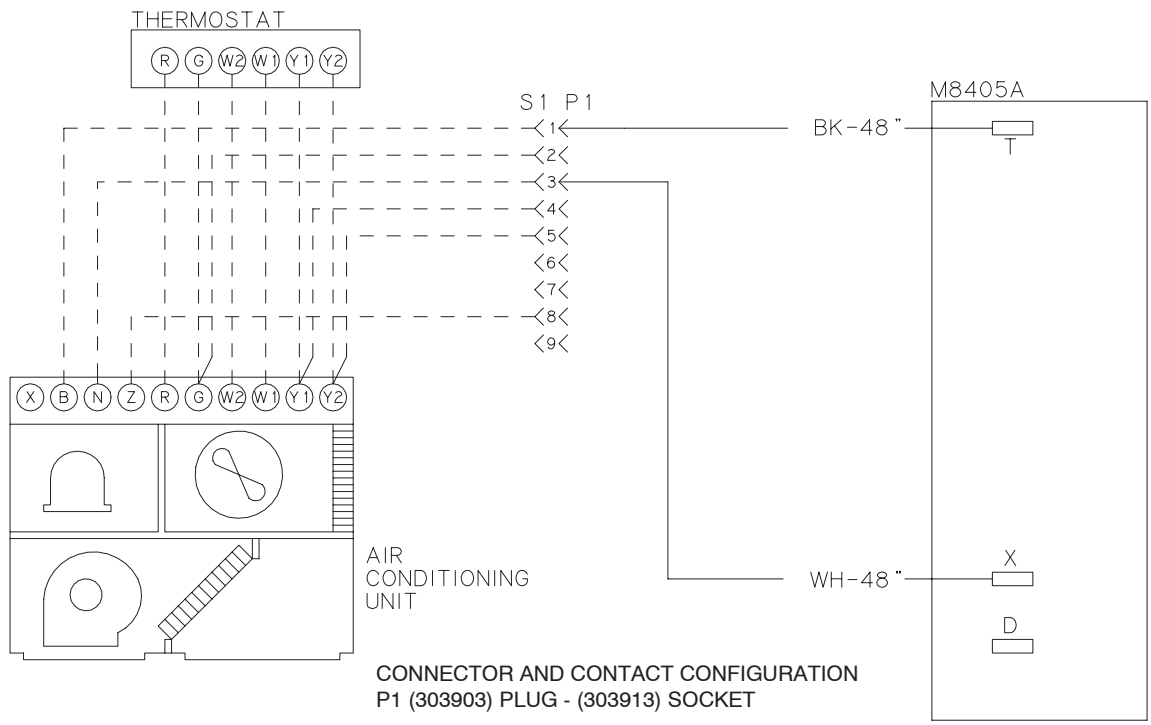


NOTE:
 The 0-100% motorized outside air system is designed to replace the unit duct cover. No drilling on the unit or field assembly is required. A 2-position control motor that opens the intake damper when the blower is energized. The amount of air is controlled by the a adjustable slide damper on damper motor.

**MOTORIZED OUTDOOR AIR DAMPER
 ACCESSORY, 0-100% CAPABILITY
 MODEL 2MD04700324**

FORM 530.18-SD1.12L (698)
 Supersedes: Nothing





MOTORIZED OUTDOOR AIR DAMPER WIRING DIAGRAM

Copyright © 1998 by Unitary Products Group - ALL RIGHTS RESERVED

NOTES: _____
