


Application Instructions

ECM Motor Analyzer Interface 035-20257-000 used with ECM Motor Analyzer Kit 373-25865-000 for Next Generation 031-09118-000 CFM Board



1. Disconnect All Power To System

2. Identify the system 12-wire communication cable from the 12 Pin connector at the CFM Board to the 16 Pin Connector on the ECM Motor, refer to **X** in Fig #1.




Figure 1. 12 Wire communications Cable

#3. Disconnect the 16 Pin Connector From The ECM Motor, refer to Fig #2




Figure 2. ECM Motor 16 Pin Connector

#4. Plug the System Cable 16 Pin connector into 'System' end of Analyzer Interface and then plug kit cable harness, 16 Pin Connector-16 Wire, into Analyzer end of the Interface, refer to Fig #3.



Figure 3. Interface connected to Analyzer

#5. Follow the Analyzer Kit Instructions from this point.